

Anterior capsular phimosis

Category(ies): [Cataract](#), [Lens](#)

Contributor: [Jesse Vislisel, MD](#)

Photographers: [Stefani Karakas, CRA](#); [D. Brice Critser, CRA](#); [Antoinette Venckus, CRA](#)



Anterior capsular phimosis is the centripetal fibrosis and contraction of the capsulorhexis after cataract extraction. Individuals with zonular laxity are at increased risk for this condition. Mild to moderate amounts of phimosis are usually not visually significant, but severe cases may require treatment by Nd:YAG laser anterior capsulotomy.

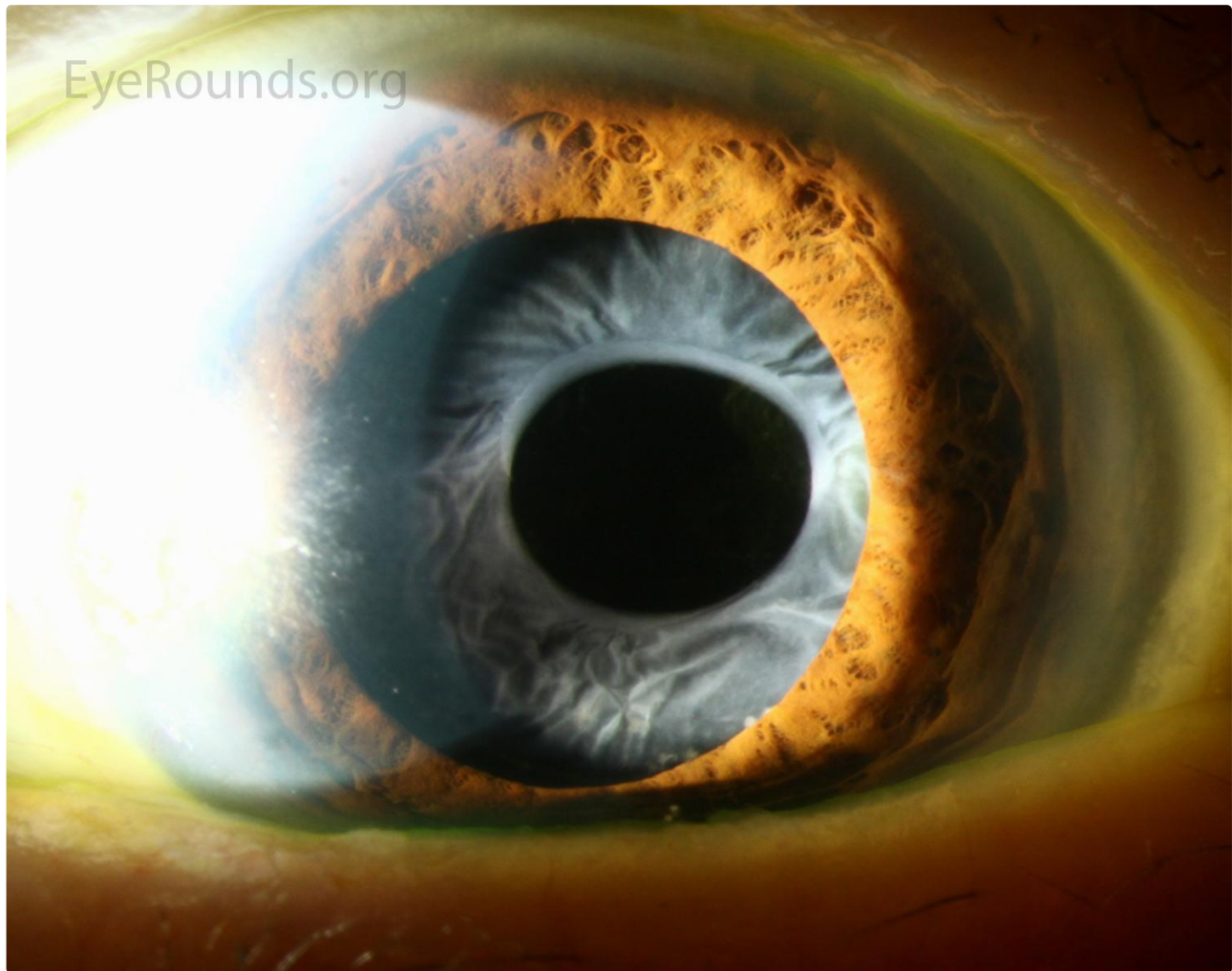


Figure1. Non-visually-significant anterior capsular phimosis after cataract surgery.

Photographer: [Stefani Karakas, CRA](#)

[Enlarge](#)

[Download](#)

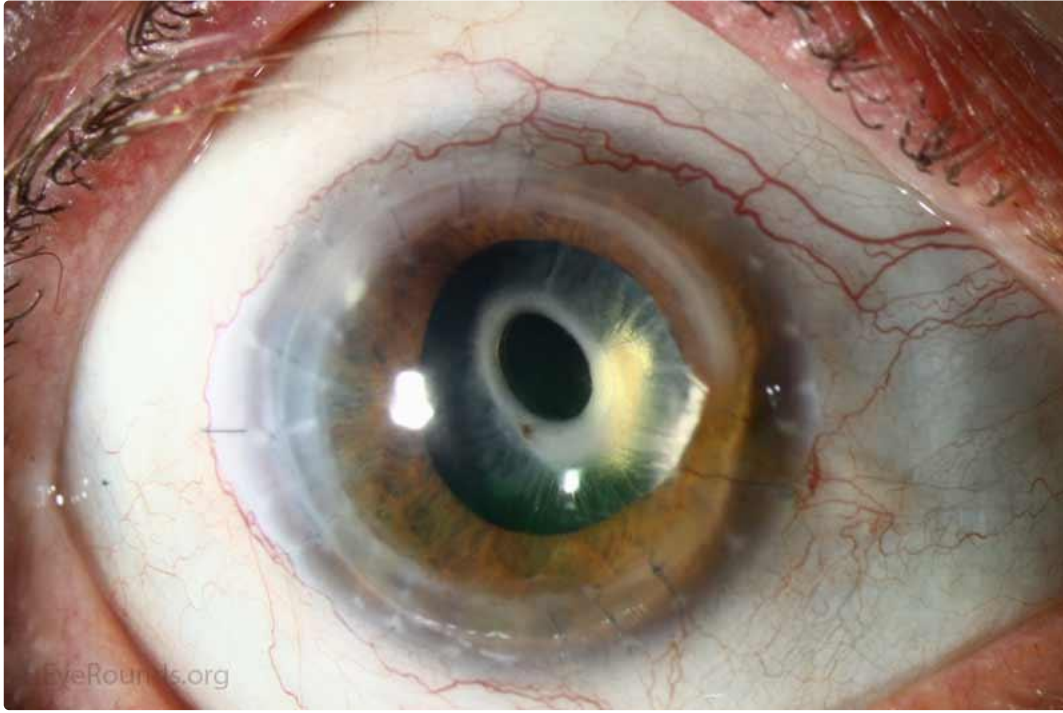


Figure 2. Visually-significant anterior capsular phimosis in a patient who previously underwent penetrating keratoplasty for type II granular [\(Avellino\)](#) corneal dystrophy
Photographer: D. Brice Critser, CRA

[Enlarge](#)

[Download](#)

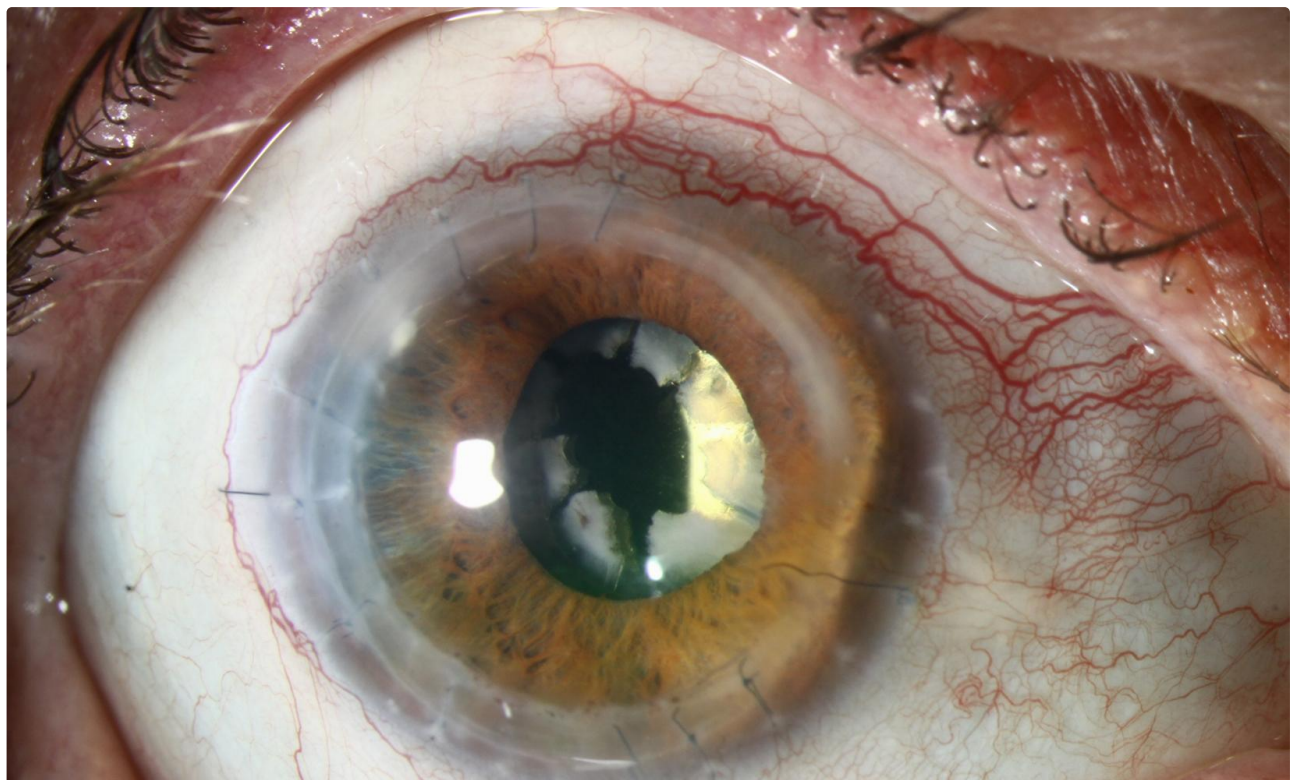


Figure 3. Postoperative appearance of the patient in Figure 2 immediately YAG laser anterior capsulotomy. Visual acuity improved from 20/40 to 20/25 after the procedure.

Photographer: Antoinette Venckus, CRA

[Enlarge](#)

[Download](#)

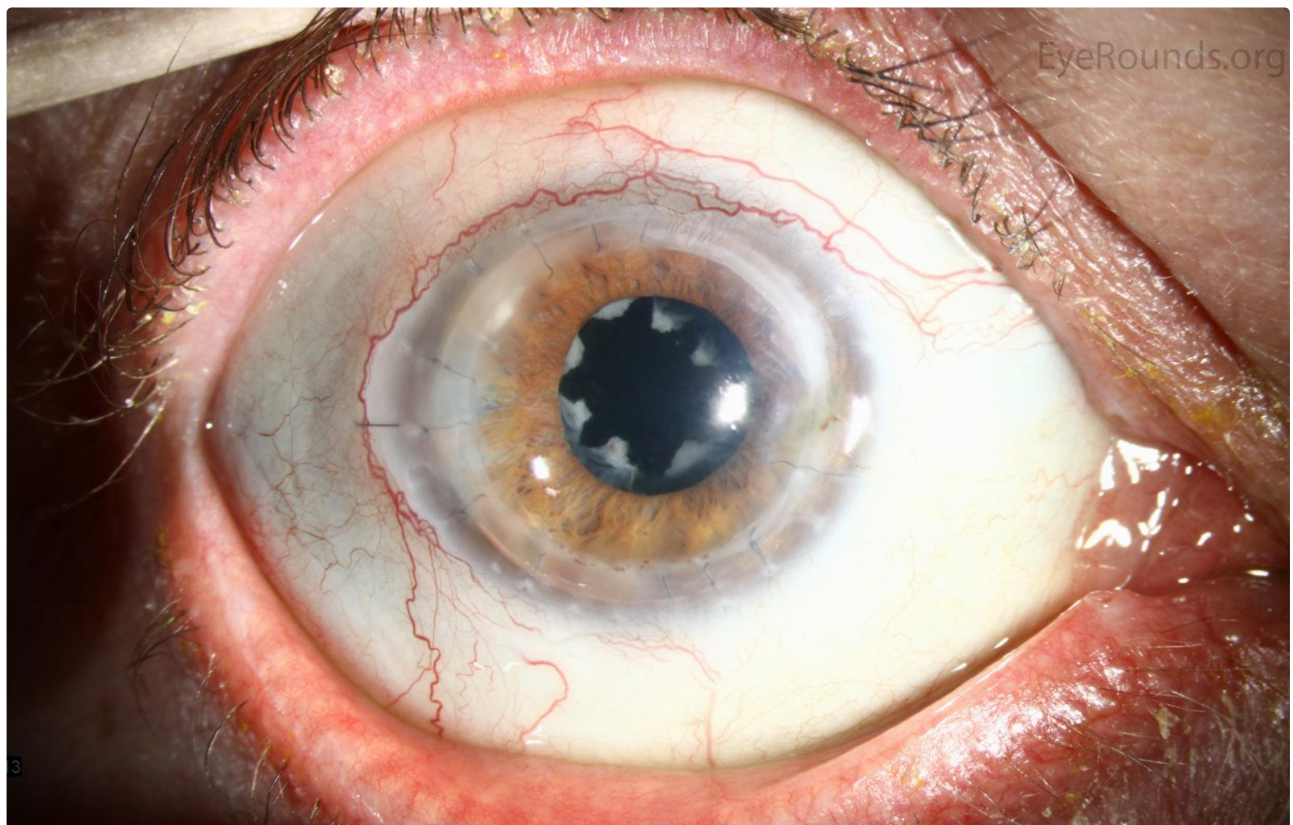


Figure 3. Postoperative appearance of the patient in Figure 2 1 week after Nd:YAG laser anterior capsulotomy. Visual acuity improved from 20/40 to 20/25 after the procedure

Photographer: Antoinette Venckus, CRA

[Enlarge](#)

[Download](#)

Image Permissions:



Ophthalmic Atlas Images by EyeRounds.org, The University of Iowa are licensed under a [Creative Commons Attribution-NonCommercial-NoDerivs 3.0 Unported License](http://creativecommons.org/licenses/by-nc-nd/3.0/).

Address

University of Iowa
Roy J. and Lucille A. Carver College
of Medicine
Department of Ophthalmology and
Visual Sciences
200 Hawkins Drive
Iowa City, IA 52242

[Support Us](#)

Legal

Copyright © 2019 The University of
Iowa. All Rights Reserved
[Report an issue with this page](#)
[Web Privacy Policy](#) |
[Nondiscrimination Statement](#)

Related Links

[Cataract Surgery for Greenhorns](#)
[EyeTransillumination](#)
[Gonioscopy.org](#)
[Iowa Glaucoma Curriculum](#)
[Iowa Wet Lab](#)
[Patient Information](#)
[Stone Rounds](#)
[The Best Hits Bookshelf](#)

EyeRounds Social Media

Follow



[Receive notification of new cases,
sign up here](#)
[Contact Us](#)
[Submit a Suggestion](#)